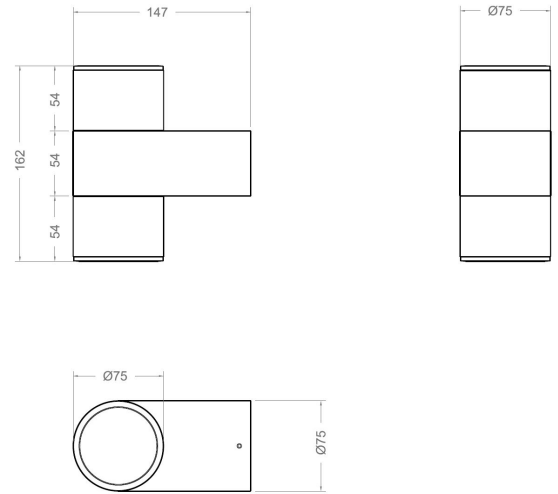


# Kumax IP67 double light emission

Surface lighting | IP67 | Class II | Not dimmable



## LIGHT SOURCE & OPTIC

**Power**  
14W x 2

**Emission**  
20° x 2  
30° x 2  
60° x 2

**Beam Direction**  
Fixed, Symmetrical

**Material**  
Methacrylate, Glass

**LED quantity**  
1

**Binning**  
2 MacAdam Steps

**Color temperature & quality**  
2200K CRI>90  
2400K CRI>90  
2700K CRI>90  
3000K CRI>80/90  
3500K CRI>90  
4000K CRI>90

**Lifetime**  
(L70) >77.000 hrs

## FIXTURE

**Dimensions**  
L 147mm x S 75mm x H 162mm

**Material**  
Aluminium

**Body finishes**  
Black  
Anthracite gray (RAL 7016)  
Bright brown (RAL 4061)  
Intense bronze  
Gray  
White (RAL 9003)

**Weight**  
1500gr

**Mounting**  
On surface

**Fixing**  
Screws

**Working temperature**  
-20° / +40°

## ELECTRICAL FEATURES

**Power supply**  
Main voltage:  
220-240Vac

**Driver requirement**  
Built-in

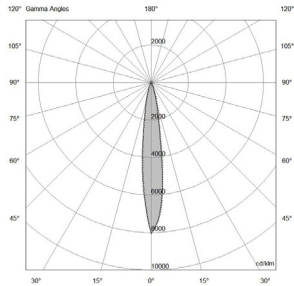
**Control**  
On/off

**Feature**  
Water Infiltration Protection System

# Kumax IP67 double light emission

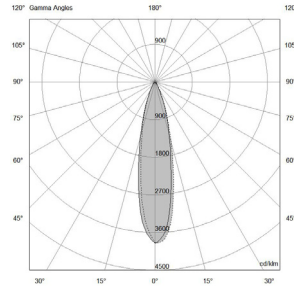
## PHOTOMETRIC DATA (3000K CRI>80)

### 28W - 20° | UGR 15



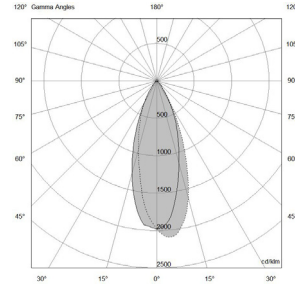
H (m)	D (m)	Eav (lx)
1	0.26	1663
2	0.52	416
3	0.77	185
4	1.03	104
5	1.29	67

### 28W - 30° | UGR 18



H (m)	D (m)	Eav (lx)
1	0.41	775
2	0.82	194
3	1.22	86
4	1.63	48
5	2.04	31

### 28W - 60° | UGR 25



H (m)	D (m)	Eav (lx)
1	0.65	380
2	1.31	95
3	1.96	42
4	2.61	24
5	3.26	15

**Total lumen output**  
1255 lm x 2

**Efficacy**  
90 lm/W

**Total lumen output**  
1097 lm x 2

**Efficacy**  
78 lm/W

**Total lumen output**  
975 lm x 2

**Efficacy**  
70 lm/W